

4

3

2

1

THIS DRAWING IS UNPUBLISHED.

RELEASED FOR PUBLICATION

20

© COPYRIGHT 20 BY -

ALL RIGHTS RESERVED.

REVISIONS

P	LTR	DESCRIPTION	DATE	DWN	APVD
A		INITIAL RELEASE	18DEC2014	DW	CW
B		ECR-15-013750	18SEP2015	DW	CW
B1		ECR-15-016224	05NOV2015	DW	CW
B2		ECR-16-017507	13DEC2016	QY	CW

SCALE 1:1

TYPE-1, T2010102201-000, TE LOGO  
类型-1, T2010102201-000, TE LOGO

10X M3 SCREW, RECOMMENDED  
TIGHTENING TORQUE 0.5Nm  
10X M3 螺丝, 推荐锁紧力矩0.5NmM4 SCREW RECOMMENDED  
TIGHTENING TORQUE 1.2Nm  
M4 螺丝, 推荐锁紧力矩1.2Nm

NOTES:

1. TECHNICAL CHARACTERISTICS:  
INSULATION MATERIAL: PC  
RATED VOLTAGE: 250 V  
RATED CURRENT: 16 A  
INSULATION RESISTANCE:  $\geq 400M\Omega$   
RATED IMPULSE VOLTAGE: 4 KV  
POLLUTION DEGREE: 3  
FLAMMABILITY: UL94V-0  
MATING CYCLES: 500 CYCLES  
WIRE RANGE: 0.5-2.5 mm<sup>2</sup> (20-14 AWG)  
CONTACT FINISH: SILVER PLATED  
CONTACT TYPE: SCREW CONTACT

注释:

1. 技术参数:  
绝缘材料: PC  
额定电压: 250V  
额定电流: 16A  
绝缘电阻:  $\geq 400M\Omega$   
额定脉冲电压: 4 KV  
污染等级: 3  
阻燃等级: UL94V-0  
插拔次数: 500 次  
接线范围: 0.5-2.5 mm<sup>2</sup> (20-14 AWG)  
端子表面处理: 镀银  
接线类型: 螺丝连接

PANEL CUT FOR INSERTS FOR USING  
WITHOUT HOODS/ HOUSINGS  
不用防护外壳时芯件的安装开孔图

4X M3 SCREW, RECOMMENDED  
TIGHTENING TORQUE 0.5Nm  
4X M3 螺丝, 推荐锁紧力矩0.5Nm

THIS DRAWING IS A CONTROLLED DOCUMENT.

DIMENSIONS:

mm

TOLERANCES UNLESS  
OTHERWISE SPECIFIED:

0 PLC	±0.1
1 PLC	±0.15
2 PLC	±0.2
3 PLC	±0.25
4 PLC	±0.3
ANGLES	±0.5
FINISH	-

MATERIAL

-

DWN 18DEC2014

DAVID WANG

CHK 18DEC2014

CHRIS WANG

APVD 18DEC2014

XU XIANG

PRODUCT SPEC

108-137045

APPLICATION SPEC

114-137045

WEIGHT

-

Customer Drawing

TE Connectivity

NAME

HA-010-F

SIZE

A3

CAGE CODE

-

DRAWING NO

©-T2010102201000

RESTRICTED TO

-

SCALE 3:2

SHEET 1 OF 2

REV B2

1470-19 (3/13)

THIS DRAWING IS UNPUBLISHED.

RELEASED FOR PUBLICATION

20

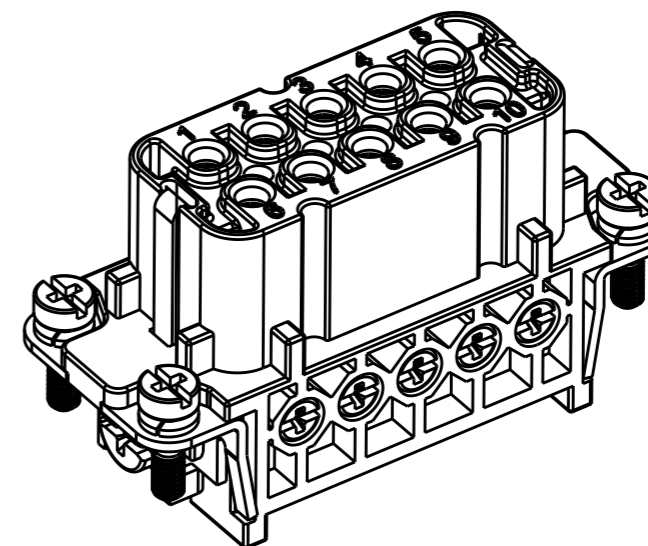
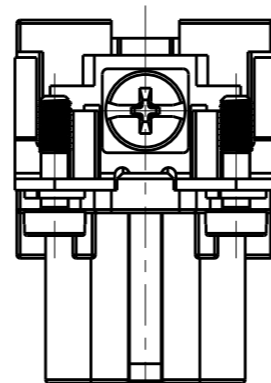
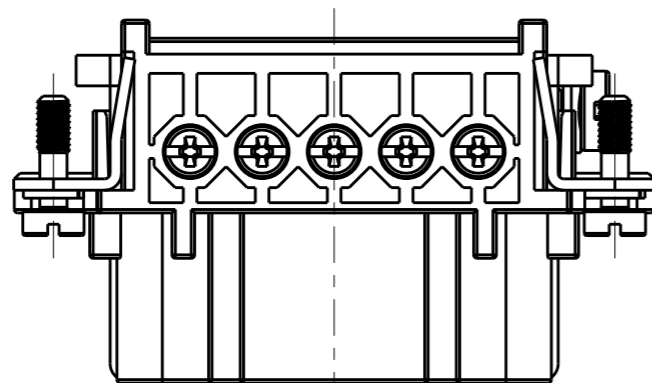
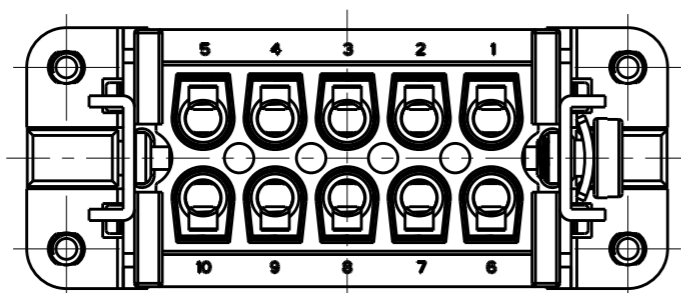
© COPYRIGHT 20 BY -

ALL RIGHTS RESERVED.

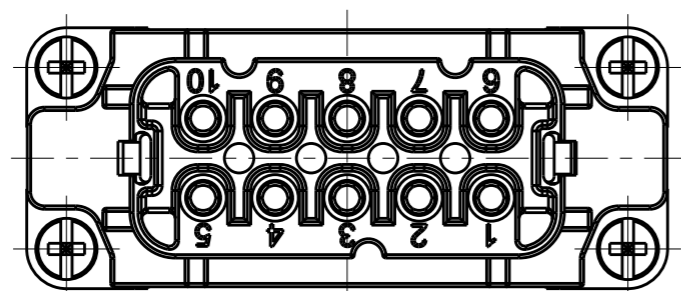
REVISIONS

P	LTR	DESCRIPTION	DATE	DWN	APVD
-		SEE SHEET 1	-	-	-

NOTE:  
SEE SHEET 1  
注释:  
见页 1



TYPE-2, T2010102201-001, NO LOGO  
类型-2, T2010102201-001, 无 LOGO



ALL DIMENSIONS ARE SAME AS TYPE 1,  
EXCEPT THOSE DEFINED IN THIS TYPE.  
除了在本类型中定义的尺寸外, 其它尺寸同类型 1

T2010102201-001	HA-010-F	HA-010 FEMALE INSERT, NO LOGO HA-010母插, 无LOGO	TYPE-2 类型-2
T2010102201-000	HA-010-F	HA-010 FEMALE INSERT HA-010母插	TYPE-1 类型-1
PART NUMBER 料号	PART DESCRIPTION 描述		TYPE 类型

THIS DRAWING IS A CONTROLLED DOCUMENT.		DWN DAVID WANG 18DEC2014		
DIMENSIONS: mm		CHK CHRIS WANG 18DEC2014		
TOLERANCES UNLESS OTHERWISE SPECIFIED:		APVD XU XIANG 18DEC2014	NAME HA-010-F	
0 PLC ±-		PRODUCT SPEC 108-137045	SIZE A3	
1 PLC ±-		APPLICATION SPEC 114-137045	CAGE CODE -	
2 PLC ±-		WEIGHT -	DRAWING NO T2010102201000	
3 PLC ±-		Customer Drawing	RESTRICTED TO -	
4 PLC ±-			SCALE 3:2	SHEET 2 OF 2
ANGLES ±-				
FINISH -				
MATERIAL -				